


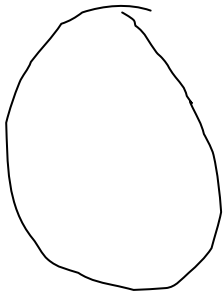
## DIRECTIONS

--ORIENTATION: FROM THE RIGHT END OF THE FRAME, FACING THE MACHINE.  
IMAGINE THAT THE BACKING AND THE QUILT TOP ARE BOTH PLACED ON SEPARATE FLAT SURFACES;

BACKING: THE UNFINISHED SIDE FACES UP; WINDING UP THE BACKING COUNTER CLOCKWISE WILL HAVE THE FINISHED SIDE AT THE BOTTOM WHEN IT IS UNROLLED.

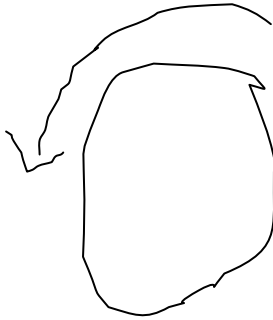
QUILT TOP: THE FINISHED SIDE FACES UP; WINDING THE QUILT TOP CLOCKWISE WILL HAVE THE GOOD SIDE UP WHEN IT IS UNROLLED.






BATTING

DRAPE  
OVER  
BOTTOM  
FRONT  
RAIL



BACKING GOOD SIDE  
ON BOTTOM



QUILT TOP  
GOOD SIDE ON  
BOTTOM SO  
THAT IT WILL  
BE ON TOP  
WHEN  
UNROLLED



BACK RAIL  
COLLECTS  
SANDWICH